

CODOLOGY


S O F T W A R E D E V E L O P M E N T

Software Development

About Us

We are a web and software development company serving software solutions like web design, web development, Native mobile applications for both android and ios, windows applications, graphic design and social media marketing.

Codology has been delivering a lot of solutions to our clients. and beside building websites we are adopting a new strategy which is building SaaS (Software As A Service) applications, that will help you maintain your relationships with your connections, grow your marketing Results, and hence grow you business, all of this at the lowest possible cost.

We Have Basic features that you get with every project we deliver, and on top of it is  Security of your data, and stability of your project.

Codology is equipped to help you build powerful, easy-to-use tools, improve your workflow, and grow your business..


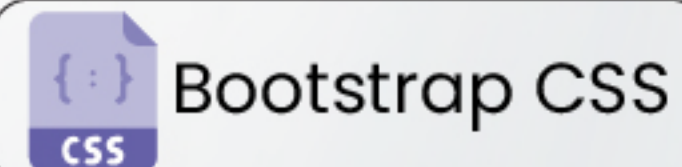
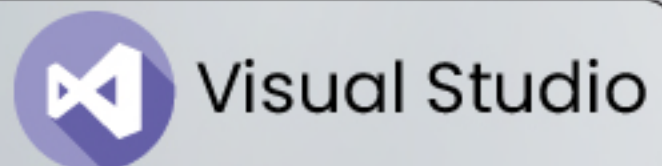
We have 3 digital products/Services:

Qessa - A Social Storytelling Platform

Connect - Digital Business Card Application

FastDeliver - Email marketing Tool

Technologies we use



Mobile App Features

Optimized Code



App will be used by wide variety of people, so the code must be optimized to handle high traffic, thousands of transactions without downtime.

Cross-device Comptability



The app should run smoothly on any screen size or device, just like mobile apps such as Facebook or Instagram.

Differeny OS Comptability



The three main OS's are iOS, Android, and Windows. The app will be compatible with all of those.

App Security



There can be so many issues related to cybersecurity, such as malware infection or privacy invasion, we take care of all these issues.

Data Caching



Making sure your app caches/saves as much data on the device as possible increases the possibility of using the app with no internet connection.

App Speed



Fast loading screens are vital. No one likes waiting. particularly when all they have to look at is a screen-loading symbol.

Multilingual App



Important step to give your users the ability to choose the language they are more comfortable using, even if it's not their home language.

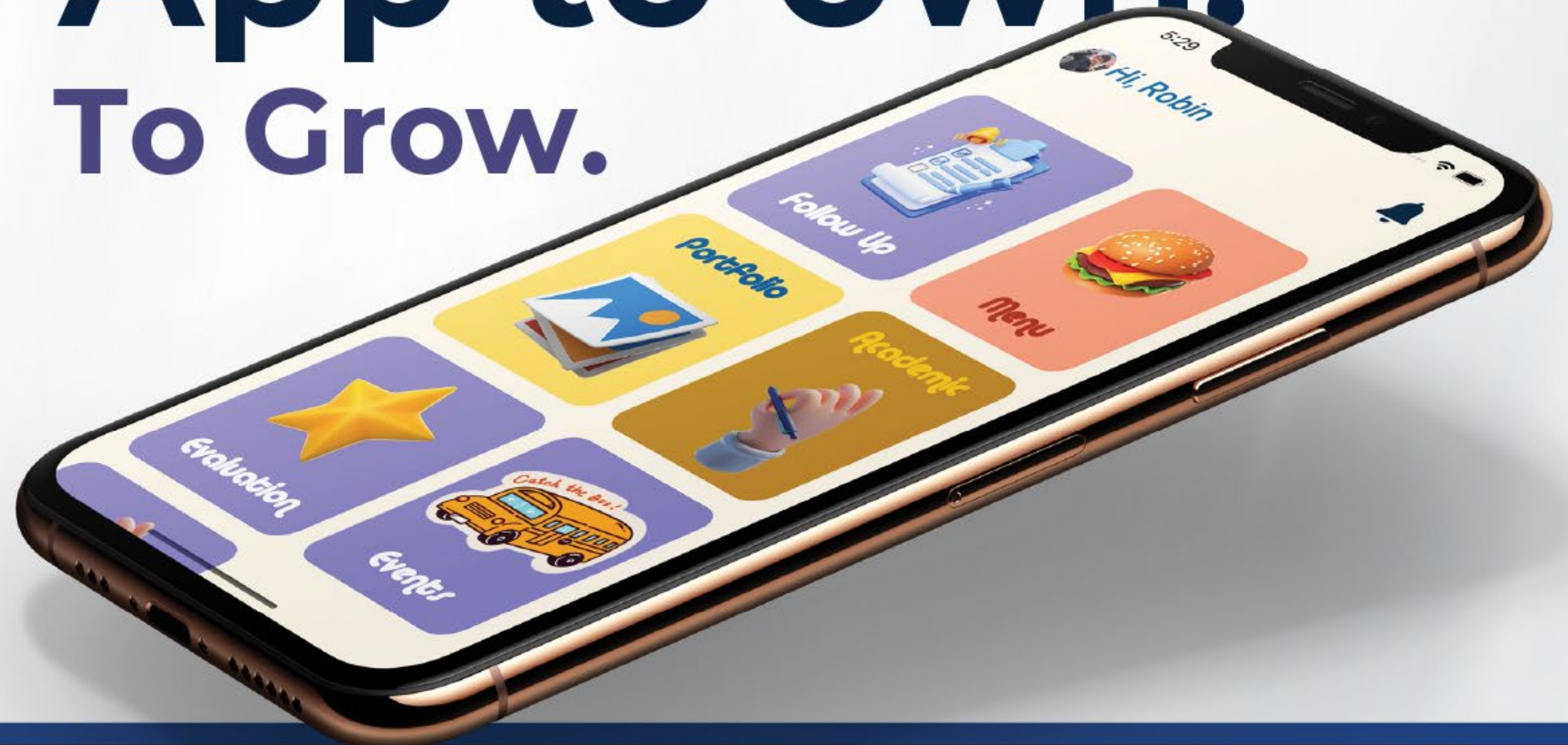
Light/Dark Modes



More users are now using the dark mode as they feel it's more comfortable, so the app must give comfort feel like other apps.

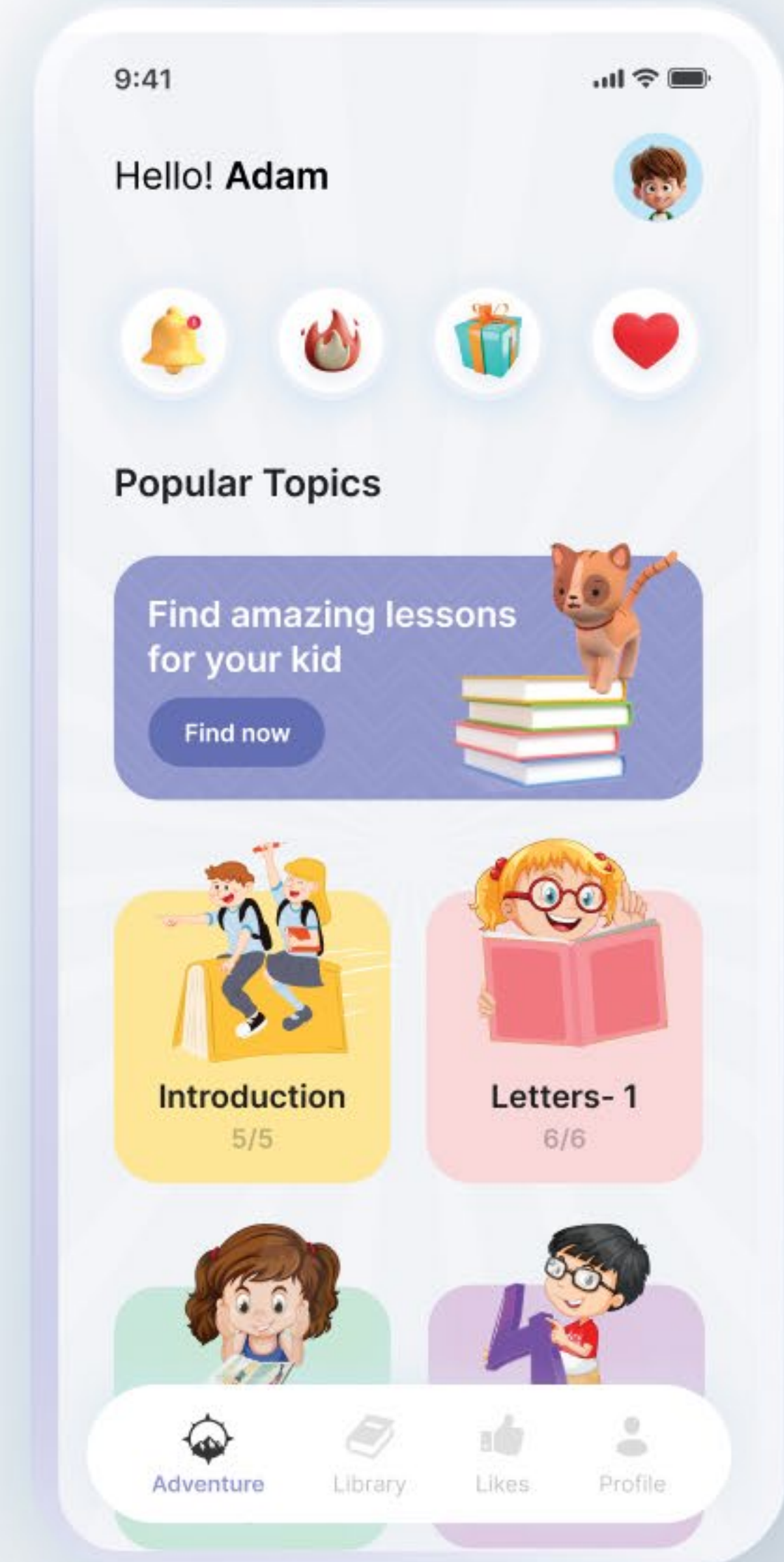
This is not an app to subscribe to

**It's an App to own.
To Grow.**



App Key Benefits

- 01- Improved communication with parents
- 02- Reduced paperwork
- 03- Enhanced professionalism
- 04- Increased marketing reach
- 05- Improved staff communication
- 06- Increased revenues
- 07- Record Student Attendance
- 08- Record Staff Attendance



App Major Benefits

Branding/Marketing

Letting parents share branded images from the app to different social media channels

A branding machine that help keeping the word of mouth working around the clock



App Major Benefits Branding/Marketing

Put the rule for sharing
success/milestones

it's very crucial to have your logo on the shared evaluation on all social media platforms, so you can take the credit for your efforts.



App Major Benefits

Branding/Marketing

**Having a lot of 5 star reveiws
on app store and play store**

A branding machine that
help keeping the word of
mouth working around the
clock



App Major Benefits

Increase sales

Ability to receive
online payments through:

- Visa/Mastercard
- Fawry
- Aman
- Mobile Wallets

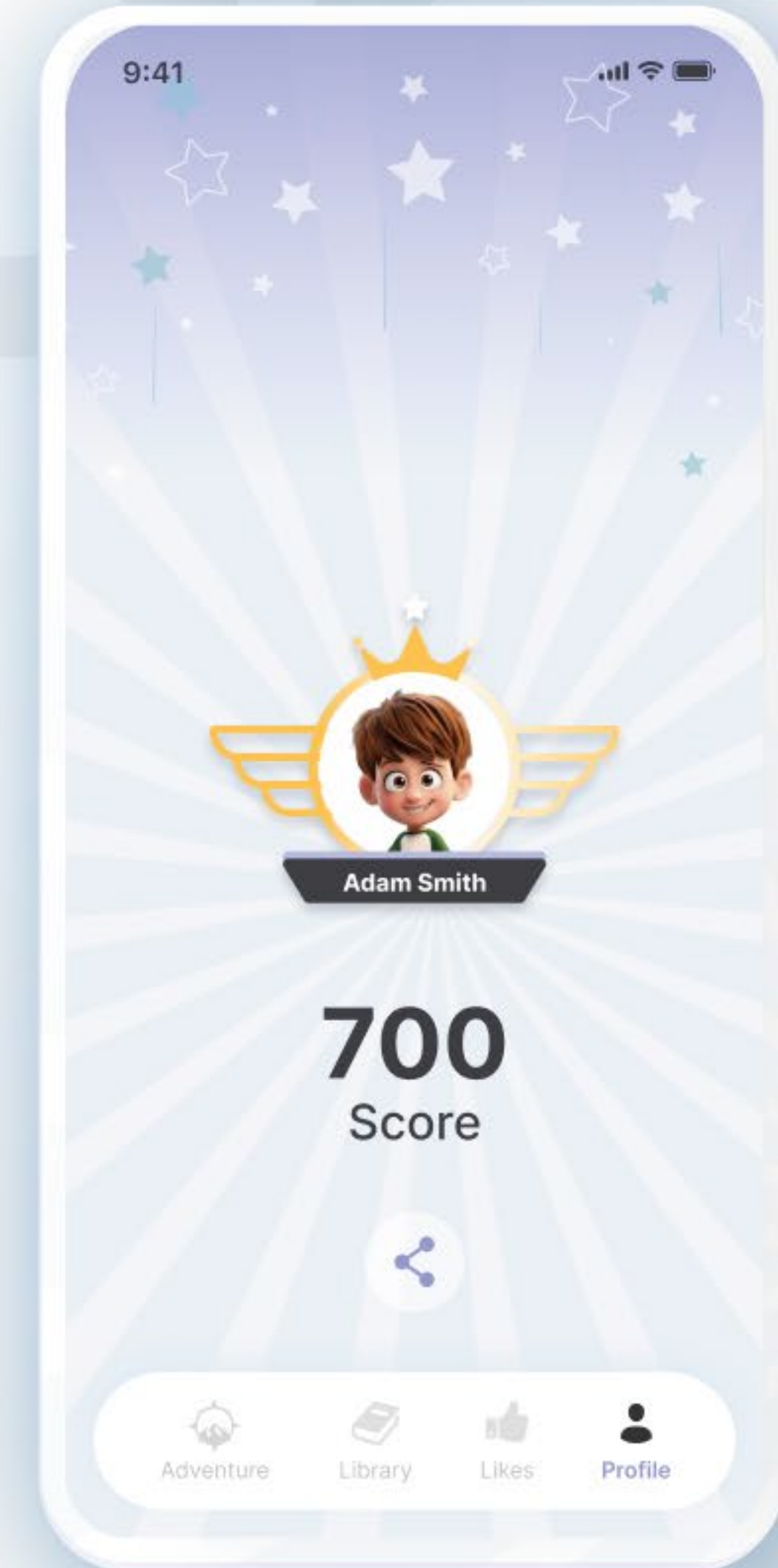


Parents

- Easily follow their children activities and follow ups
- stay updated with children friends and class updates and learning progress
- Record immunization, allergy, and medicine data.
- View medial reports sent by nursery
- Pay monthly fees
- Check upcoming events, trips, and courses and reserve place
- View Portfolio of previous events and Memories
- ability to share images on social media
- Check-Ins and Check-Outs

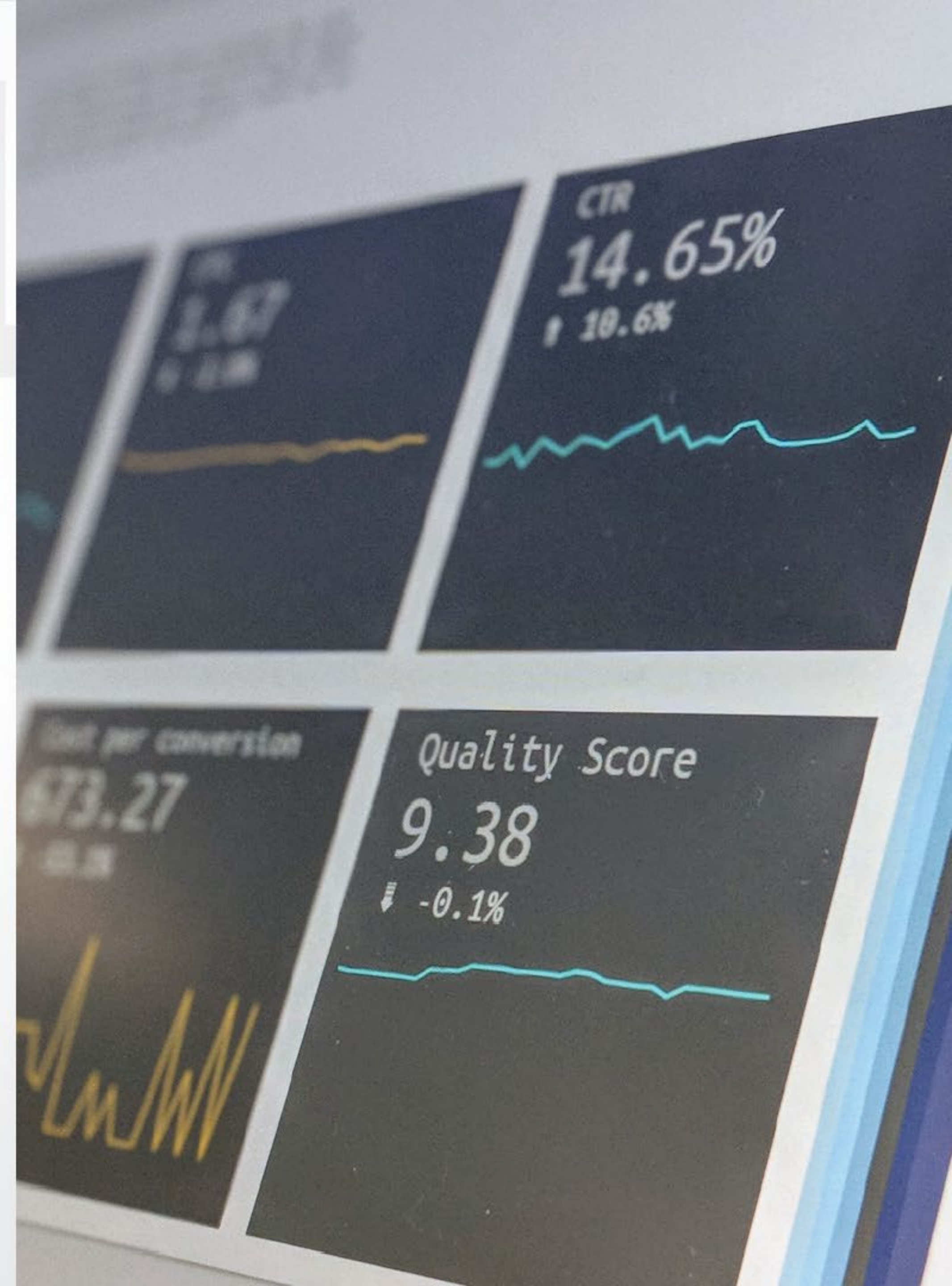
Kids

- Practice Learning from app
- View portfolio images



Admin Panel

- Sending push notifications to all users
- Sending Medical Reports to Parents
- Sending Activities as Homework
- Add/Edit Academic Lessons
- Manage Employees Accounts and Access
- Manage Kids and classes
- Manage Events
- Manage Reservations
- Manage Branches
- Manage Payments and Purchases



Road Map

Steps for creating the App

01



Prototyping and UI/UX design

Creating the app will start by designing the user flows. After the user flows are identified, we will brainstorm together to find the possible flows and remove them before moving forward with developing the apps

02



Design and develop Admin Panel

While the prototype is being revised, we will be working on the admin panel and the APIs (that will connect the mobile application with the Database). Then an admin will start adding data that will be used in the project through the admin panel

03



Developing App beta version

After revising and editing the prototype and while uploading data through the admin panel we will be developing the beta version of the app.

04



Developing App Final version

While revising the beta version we will be continuing the development process and fixing any issues found in the beta version

05



Test & Launch

This step is for revising the whole system and checking if every thing works as expected, and also fix any bugs or issues that may show up



Mobile App Can Be Part of Your Daycare's Branding Strategy

Thank You!

ramy@codologysoftware.com

+2012 7763 2345

codologysoftware.com